


## Airtight Waterproof Inflatable Car Wash Mat 6x3m Customized

Our Product Introduction

for more products please visit us on [inflatables-toy.com](http://inflatables-toy.com)


### Basic Information

- Place of Origin: China
- Brand Name: Barry
- Certification: CE, EN14960, , SCT, EN71
- Model Number: HBY-CM-013
- Minimum Order Quantity: 1 Piece
- Price: USD165-285/Piece
- Packaging Details: Product is packed by strong PVC bag and carton for blower, pump and other accessories
- Delivery Time: 2-5 Working Days
- Payment Terms: T/T, Western Union, and so on
- Supply Ability: 5000 Pices/Month





### Product Specification

- Size: 6x4m, 6x3m Or Customized
- Material: Pvc Tarpaulin From Plato
- Accessory: Air Pump And Repair Material
- Payment: T/T, Western Union ,cash And So On
- Leading Time: 2-5 Working Days
- Life Span: More Than 3 Years
- Mini Orde: 1 Pcs
- Color: Customized As Your Like/ Blue Color
- Highlight: **Waterproof Inflatable Car Wash Mat, 6x3m Inflatable Car Wash Mat, Airtight Inflatable Car Wash Mat**



### More Images



## Product Description

### AirTight Waterproof Inflatable Car Wash Mat Equipment For Sale

#### Introduction:

1. Car wash water containment mat that can fit full size trucks, Limousines, and other larger vehicles
2. Constructed with durable pvc tarpaulin material
3. Environmentally friendly and makes complete water containment simple and easy
4. Rolls up to a sleeping bag size


#### Car Wash Mat Details



Different Color for Choose



High Quality Pump



Good Air Valve



Good Air Valve



Custom Made as your Car's Size



Easy/ fast Setup and Tear Out/Pack

#### Installation Instruction

1. Having checked that the surface is free of sharp objects unfold your wash mat as pictured.



2. Turn the cap counter-clockwise to open air inlet.



3. Make sure that the air inlet valve is exposed.

4. Plug in pump as pictured.

barry.en.alibaba.com



**DO NOT OVER INFLATE.** Inflate to a level of 130mm (13cm) in the middle of the wash mat when two people are standing on the rim of the mat as pictured. This will ensure that your wash mat does not burst with the addition of a vehicle. This level of inflation also makes allowance for hot weather which will cause the air in your wash mat to expand.



#### Notes:

1. Be careful not to let foreign matter inside the wash mat.
2. Make sure you close the cap of the air inlet if there is a lot of sand and dust.
3. If wash mat not used for a long time ensure that it is stored completely emptied of air.
4. Please store at room temperature. Extreme heat or cold will reduce the useful life.
5. When in storage, do not place any heavy items on the wash mat.

#### How to repair?

1. Completely cut away the damaged part of the wash mat
2. Prepare a patch that is slightly larger than the hole.
3. Clean both the patch and the area around with hole with a similar cleaning chemical and wipe dry.
4. Apply glue to both surfaces and then firmly apply the patch to your wash mat. Avoid bubbles. Press and hold firmly until firmly bonded (1-2 minutes). Ideally, allow 24 hours before use.
5. Ensure that you use only glue provide by H2GO systems.
6. Keep glue out of reach of children.

**If you are interested in any inflatable products, contact us for quick response! 24 hours online support available!**



**Guangzhou Barry Industrial Co., Ltd**



+86-18988930803



burt@inflatablechina.cn



inflatable-toy.com

No.3A07,Fanghua Road, Xinghangguoji Renhe Town,Baiyun District,Guangzhou China